

General Electric Company

Schenectady, N.Y.

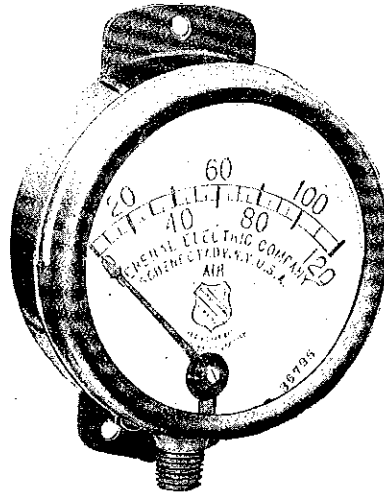

General Electric Co. SUPPLY DEPARTMENT

April, 1917

* Bulletin No. 54553A

PARTS OF AIR BRAKE EQUIPMENT

PRESSURE GAUGES



Cat. No.	Description
38573	Single pressure gauge, 3½ in. dial, iron case, brass ring, 120 lb. maximum pressure, for straight air brake system.
136166	Single pressure gauge, 3½ in. dial, steel case, lever movement, 120 lb. maximum pressure, for straight air brake system.
157676	Duplex pressure gauge for automatic air brake equipment, 3½ in. dial, iron case, brass ring, 160 lb. maximum pressure, for indicating reservoir and brake pipe.
157677	Duplex pressure gauge for straight air brake equipment, 3½ in. dial, iron case, brass ring, 160 lb. maximum pressure, for indicating reservoir and cylinder.
157678	Duplex pressure gauge for locomotive air brake equipment, 3½ in. dial, iron case, brass ring, 160 lb. maximum pressure for indicating cylinder and brake pipe.
157679	Duplex pressure gauge for gas-electric cars, 3½ in. dial, iron case, brass ring, 160 lb. maximum pressure, for indicating air start and cylinder.
158655	Duplex pressure gauge for locomotive air brake equipment, 3½ in. dial, iron case, brass ring, 160 lb. maximum pressure, for indicating reservoir and equalizing reservoir.
198642	Ferrule for duplex pressure gauge (¼ in. pipe tap).
198643	Nut for duplex pressure gauge.

NOTE.—Data subject to change without notice.

* Supersedes Bulletin No. 54553.

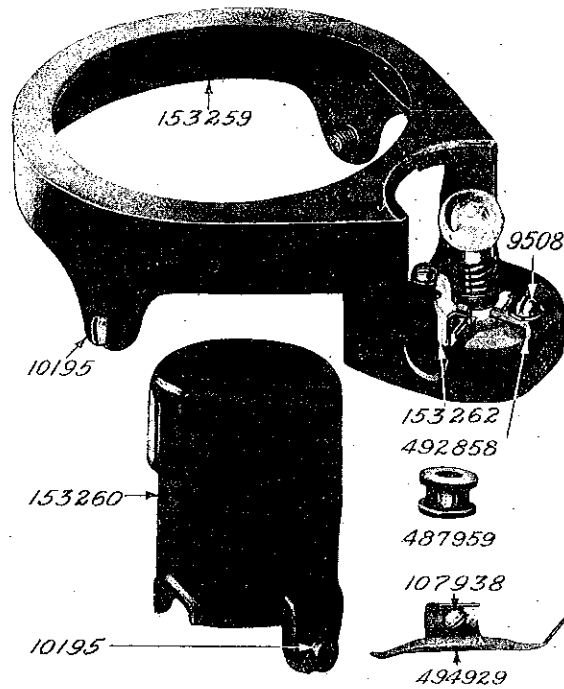
54553A-2 Parts of Air Brake Equipment

PRESSURE GAUGE ILLUMINATING ATTACHMENT

NOTE.—The following lamps may be used:

- G-6 bulb, 4 amp. 6 volts, miniature base, MAZDA filament;
- 6 to 8 volt, $\frac{7}{8}$ in. round bulb, 0.65 amp. 1.5 c-p., miniature base, carbon filament;
- $\frac{5}{16}$ in. diam. bulb 1 in. overall, 0.35 amp. 3.8-volt miniature base, MAZDA filament.

Cat. No.	Description
147049	TYPE TG, FORM B ATTACHMENT
<i>Following are the parts:</i>	
153259	FRAME
153260	Lamp guard



10195	Screw fastening frame to gauge and lamp guard to frame (10-32, $\frac{5}{16}$ in. r. h. brass)
494929	Clamp holding glass cover in position
107938	Screw fastening No. 494929 to frame (4-36, $\frac{1}{8}$ in. r. h. brass)
153262	Miniature receptacle for lamp
492858	Clamp holding No. 153262 in position
9508	Screw fastening No. 492858 to frame (6-32, $\frac{5}{16}$ in. r. h. brass)
139033	Spring lock washer for No. 9508 ($\frac{3}{32}$ in. by $\frac{1}{16}$ in. by 0.031 in.)
487959	Insulating bushing for lead

General Electric Company

Schenectady, N. Y., U. S. A.

Sales Offices in all Principal Cities